



BOTTOMS CATALOGUE



CLASSIC FIT STRETCH DENIM JEANS

Cotton Stretch Denim | 99% Cotton, 1% Spandex (11.7 Ounce Denim)



Our classic fit stretch denims offer comfort, versatility, professionalism, and durability, making them a practical and stylish choice for many workplaces.

MENS: TG8-108 | LADIES: TW8-108

• MENS & LADIES SIZES 28 - 50

- Straight-leg jean
- Classic denim style in indigo and black

- Cotton denim with spandex for stretch
- Twin needle posted seams for extra strength
- Trusted YKK metal zip

MENS SIZING CHART:

SIZES:	28	30	32	34	36	38	40	42	44	46	48	50
HALF WAIST (CM):	36	38.5	41	43.5	46	48.5	51	53.5	56	58.5	61	63.5

LADIES SIZING CHART:

SIZES:	28	30	32	34	36	38	40	42	44	46	48	50
HALF WAIST (CM):	31	33.5	36	38.5	41	43.5	46	48.5	51	53.5	56	58.5
HALF HIP (CM):	41	43.5	46	48.5	51	53.5	56	58.5	61	63.5	66	68.5



GISELLE SLIM-LEG LADIES DENIM JEANS

Cotton Poly Stretch Denim | 80% Cotton, 18% Polyester, 2% Spandex (9.5 Ounce Denim)



LADIES: TWG-110

- **SIZES 28 - 50**
- Blue-black stretch denim in a slim fit
- Five pockets
- Twin needle posted seams
- Trusted YKK metal zip

LADIES SIZING CHART:

SIZES:	28	30	32	34	36	38	40	42	44	46	48	50
HALF WAIST (CM):	32.5	35	37.5	40	42.5	45	47.5	50	52.5	55	57.5	60
HALF HIP (CM):	40.5	43	45.5	48	50.5	53	55.5	58	60.5	63	65.5	68



SLADE SLIM-FIT MENS DENIM JEANS

Cotton Poly Stretch Denim | 80% Cotton, 18% Polyester, 2% Spandex (9.5 Ounce Denim)



MENS: TGS-110

- **SIZES 28 - 50**
- Blue-black stretch denim in a slim fit
- Five pockets
- Twin needle posted seams
- Trusted YKK metal zip

MENS SIZING CHART:

SIZES:	28	30	32	34	36	38	40	42	44	46	48	50
HALF WAIST (CM):	35.5	38	40.5	43	45.5	48	50.5	53	55.5	58	60.5	63



BLUE-BLACK STRETCH DENIM JEANS

Cotton Poly Stretch Denim | 80% Cotton, 18% Polyester, 2% Spandex (9.5 Ounce Denim)



Our blue-black stretch denim flatters a wide range of skin tones and body types. It offers a modern twist on classic denim while maintaining a timeless appeal.

MENS: TG8-110 | LADIES: TW8-110

- MENS & LADIES SIZES 28 - 50
- Regular fit jean
- Blue-black stretch denim for a smart-casual look
- Twin needle posted seams
- Trusted YKK metal zip
- A work wardrobe staple

MENS SIZING CHART:

SIZES:	28	30	32	34	36	38	40	42	44	46	48	50
HALF WAIST (CM):	36	38.5	41	43.5	46	48.5	51	53.5	56	58.5	61	63.5

LADIES SIZING CHART:

SIZES:	28	30	32	34	36	38	40	42	44	46	48	50
HALF WAIST (CM):	31	33.5	36	38.5	41	43.5	46	48.5	51	53.5	56	58.5
HALF HIP (CM):	41	43.5	46	48.5	51	53.5	56	58.5	61	63.5	66	68.5



CAMERON STRETCH DENIM SKIRT RANGE

Cotton Poly Stretch Denim | 80% Cotton, 18% Polyester, 2% Spandex (9.5 Ounce Denim)



Our popular and versatile Cameron denim skirt is now available in a longer length – dress it up or down.

REGULAR LENGTH (62CM): KWC-110 | LONGER LENGTH (80CM): KWD-110

- SIZES 28 - 50
- Classic, comfy, and easy-to-wear denim pencil skirt in two lengths
- Pair it with a blouse for a smart office outfit, and wear it with a collared shirt or T-shirt for casual Fridays
- Back yoke and back vent
- YKK metal zip, functional back pockets, and mock front pockets for a neater fit

LADIES SIZING CHART:

SIZES:	28	30	32	34	36	38	40	42	44	46	48	50
HALF WAIST (CM):	32.5	35	37.5	40	42.5	45	47.5	50	52.5	55	57.5	60
HALF HIP (CM):	42.5	45	47.5	50	52.5	55	57.5	60	62.5	65	67.5	70



JACKSON SLIM-FIT MENS STRETCH CHINO

Cotton Stretch Twill | 97% Cotton, 3% Spandex (240gsm)



MENS: TGJ-104

• SIZES 28 - 50

- Mens slim fit chino in our popular soft cotton stretch twill
- Flat front
- Side entry pockets
- Two back welt pockets with buttons
- Trusted YKK metal zip fly

MENS SIZING CHART:

SIZES:	28	30	32	34	36	38	40	42	44	46	48	50
HALF WAIST (CM):	37	39.5	42	44.5	47	49.5	52	54.5	57	59.5	62	64.5



NATHAN MENS CHINO

Carbon Peached Twill | 100% Cotton (235gsm)



MENS: TGF-223

• SIZES 28 - 50

- Mens peached twill chino
- Fashionable flat front, slightly tapered, lower rise cut
- Two back jet pockets with buttons
- Regular hem
- Wear casually with a golf shirt or match with a formal shirt for a smarter look

MENS SIZING CHART:

SIZES:	28	30	32	34	36	38	40	42	44	46	48	50
HALF WAIST (CM):	36	38.5	41	43.5	46	48.5	51	53.5	56	58.5	61	63.5



EASTWOOD MENS CHINO

Polycotton Twill | 65% Polyester, 35% Cotton (260gsm)



MENS: TGE-102

- **SIZES 28 - 50**
- Classic fit mens trouser in our signature authentic twill
- Back jet pocket with button
- Regular hem
- The double pleats give these trousers a classic, professional appearance

MENS SIZING CHART:

SIZES:	28	30	32	34	36	38	40	42	44	46	48	50
HALF WAIST (CM):	36	38.5	41	43.5	46	48.5	51	53.5	56	58.5	61	63.5



RILEY LADIES CHINO

Cotton Stretch Twill | 97% Cotton, 3% Spandex (240gsm)



LADIES: TWR-104

- **SIZES 28 - 50**
- Modern chino made from soft cotton stretch twill for a fitted look and extra comfort
- Slanted front side pockets and back welt pockets with buttons
- Trusted YKK zip fly
- Garment washed

LADIES SIZING CHART:

SIZES:	28	30	32	34	36	38	40	42	44	46	48	50
HALF WAIST (CM):	32.5	35	37.5	40	42.5	45	47.5	50	52.5	55	57.5	60
HALF HIP (CM):	43.5	46	48.5	51	53.5	56	58.5	61	63.5	66	68.5	71



UTILITY CARGO PANTS RANGE

CottonPolyStretchTwill|69%Cotton,28%Polyester,3%Spandex (240gsm)



MENS: TRENT TGT-107

• SIZES 28 - 50

- Mens regular straight leg cargo pants
- Button front with trusted YKK metalzipfly
- Wide side entry pockets

- Large thigh patch pockets and back pockets with velcro flap closures
- Wide belt loops
- Back yoke

MENS SIZING CHART:

SIZES:	28	30	32	34	36	38	40	42	44	46	48	50
HALF WAIST (CM):	36	38.5	41	43.5	46	48.5	51	53.5	56	58.5	61	63.5

LADIES: BLAKE TWB-107

• SIZES 28 - 50

- Ladies straight leg cargo pants
- Slanted side entry pockets

- Mid thigh patch pockets with square flaps and velcro closures
- Back yoke
- Belt loops

LADIES SIZING CHART:

SIZES:	28	30	32	34	36	38	40	42	44	46	48	50
HALF WAIST (CM):	35	37.5	40	42.5	45	47.5	50	52.5	55	57.5	60	62.5
HALF HIP (CM):	44.5	47	49.5	52	54.5	57	59.5	62	64.5	67	69.5	75



MADISON LADIES CHINO SKIRT

Cotton Stretch Twill | 97% Cotton, 3% Spandex (240gsm)



LADIES: KWM-104

- **SIZES 28 - 50**
- Our chino-styled cotton stretch skirt in a flattering tailored fit
- Versatile and timeless addition to your corporate wardrobe
- Belt loops
- Mock front pockets, functional back pockets, yoke and back vent
- Trusted YKK zip

LADIES SIZING CHART:

SIZES:	28	30	32	34	36	38	40	42	44	46	48	50
HALF WAIST (CM):	32.5	35	37.5	40	42.5	45	47.5	50	52.5	55	57.5	60
HALF HIP (CM):	42.5	45	47.5	50	52.5	55	57.5	60	62.5	65	67.5	70



TYLER LADIES CHINO SHORTS

CottonPolyStretchTwill|69%Cotton,28%Polyester,3%Spandex (240gsm)



LADIES: TWT-107

- **SIZES 28 - 50**
- Ladies slim fit chino shorts
- Great for team-building getaways and casual Fridays
- Belt loops
- Slanted side entry pockets with small back patch pockets
- Trusted YKK zip

LADIES SIZING CHART:

SIZES:	28	30	32	34	36	38	40	42	44	46	48	50
HALF WAIST (CM):	32.5	35	37.5	40	42.5	45	47.5	50	52.5	55	57.5	60
HALF HIP (CM):	42.5	45	47.5	50	52.5	55	57.5	60	62.5	65	67.5	70



AXEL MENS CARGO SHORTS

CottonPolyStretchTwill|69%Cotton,28%Polyester,3%Spandex (240gsm)



MENS: TGA-107

• SIZES 28 - 50

- Mens utility style cargo shorts
- Button front with Trusted YKK metal zip fly
- Wide side entry pockets
- Large thigh patch pockets and back pockets with velcro flap closures
- Angled front panel stitch detail
- Wide belt loops
- Double needle topstitching for durability

MENS SIZING CHART:

SIZES:	28	30	32	34	36	38	40	42	44	46	48	50
HALF WAIST (CM):	36	38.5	41	43.5	46	48.5	51	53.5	56	58.5	61	63.5



WESTWOOD MENS BERMUDA SHORTS

Polycotton Twill | 65% Polyester, 35% Cotton (260gsm)




MENS: TG9-102

• SIZES 28 - 50

- Fashionable flat front mens bermuda
- Side entry pockets
- Two back jet pockets with buttons
- Front money pocket

MENS SIZING CHART:

SIZES:	28	30	32	34	36	38	40	42	44	46	48	50
HALF WAIST (CM):	37	39.5	42	44.5	47	49.5	52	54.5	57	59.5	62	64.5



BROOKE DRESS

Lightweight Cotton Twill | 100% Cotton (145gsm)




LADIES DRESS

CODE: RDB-BRO

- SIZES 28-50
- Shirtwaist style short sleeve dress with flowing skirt
- Classic shirt-style collar with front button fastening
- Front and back pleats
- Removable waist tie belt
- Turn back sleeve cuffs
- Side entry pockets
- Midi length (Approximately 113.5cm)

LADIES SIZING CHART:

SIZES:	28	30	32	34	36	38	40	42	44	46	48	50
HALF WAIST (CM):	33.5	36	38.5	41	43.5	46	48.5	51	53.5	56	58.5	61
HALF HIP (CM):	46.5	49	51.5	54	56.5	59	61.5	64	66.5	69	71.5	74



CELESTE DRESS

Easy Care Koshiho Fabric | 100% Polyester



LADIES DRESS

PLAIN: DCE-225, PRINTED: DCE-222

• SIZES 28-50

- Long-sleeve dress with matching tie belt
- Classic shirt collar and button through front

LADIES SIZING CHART:

SIZES:

	28	30	32	34	36	38	40	42	44	46	48	50
HALF WAIST (CM):	42.5	45	47.5	50	52.5	55	57.5	60	62.5	65	67.5	70
HALF HIP (CM):	46.5	49	51.5	54	56.5	59	61.5	64	66.5	69	71.5	74

- Long sleeves with button cuff detail
- Back yoke and box pleat for a relaxed fit
- Shaped hem
- Approximately 100cm centreback length



LANA DRESS

Bon-Bon Stretch Knit | 94% Polyester, 6% Spandex



LADIES DRESS

CODE: DLA-232

• SIZES S-5XL


• Short sleeve T-shirt-style dress

- Scooped round neckline
- Matching self-fabric tie belt to cinch in the waist
- Approximately 105cm centreback

LADIES SIZING CHART:

SIZES:	S	M	L	XL	2XL	3XL	4XL	5XL
HALF WAIST (CM):	48	52	56	60	64	68	72	76
HALF HIP (CM):	55	59	63	67	71	75	79	83





ALT-HLD
MENSHIGHLANDS CARGO SHORTS

Weight 245g/m **Fabric** 65% polyester, 35% cotton, brushed twill • slanted side pockets • billow cargo side pockets • two back pockets with button down flap

BL KH ST

HALF WAIST (CM) STANDARD FIT

28	30	32	34	36	38	40	42	44	46
37	39.5	42	44.5	47	49.5	52	54.5	57	59.5



ALT-ZIP
MENSCARGO ZIP-OFF PANTS

Weight 245g/m²

Fabric 65% polyester, 35% cotton, sanded twill

Description cargo pockets • side entry pockets • back pockets with button down flap • buttons on all pockets are concealed • half leg bermuda zip-off • inner drawstring

Colours BL BN KH ST

HALF WAIST (CM)

SIZE	30	32	34	36	38	40	42	4
CM	39.5	42	44.5	47	49.5	52	54.5	57



A SMART-CASUAL ESSENTIAL



BA S-7 75
LADIES SIERRA JEANS

Weight 9.5oz **Fabric** 97% cotton, 3% spandex • two curved front pockets with money pocket and rivets for durability • two back pockets with stitching detail • YKK zip • contrast stitching

N

HALF WAIST (CM) STANDARD FIT

28	30	32	34	36	38	40	42	44	46
31.5	34	36.5	39	41.5	44	46.5	49	51.5	54



NEW
BO-UB-29-A
LADIES SASHA STRETCH PANTS

Weight	230g/m2
Fabric	65% cotton, 33% polyester, 2% spandex
Description	mock front pockets • elasticated waist • back pockets • tapered legs

Colours **BL** **N**

HALF WAIST (CM)

SIZE XS S M	L	XL	2XL	3XL	4XL	5XL
CM 35 37.5 40	42.5	45.5	48.5	L	54.5	57.5
					51.	5



Get that professional look
without compromising on
COMFORT AND STYLE.




ALT-CHI
MENSCHINO PANTS

Weight 245g/m² • **Fabric** 65% polyester, 35% cotton, sanded twill • flat front • side pockets • button down jet back pocket

BL KH N ST

HALF WAIST (CM) STANDARD FIT

30	32	34	36	38	40	42	44
39.5	42	44.5	47	49.5	52	54.5	57




ALT-HLD
MENSHIGHLANDS CARGO SHORTS

Weight 245g/m²
Fabric 65% polyester, 35% cotton, brushed twill
Description slanted side pockets • billow cargo side pockets • two back pockets with button down flap

Colours BL KH ST

HALF WAIST (CM) STANDARD FIT

SIZE	28	30	32	34	36	38	40	42	44	46
CM	37	39.5	42	44.5	47	49.5	52	54.5	57	59.5





ALT-GCG
MENSCARGO PANTS

Weight	245g/m2
Fabric	65% polyester, 35% cotton, sanded twill
Description	side cargo pockets • back pockets with button down flap • slanted side pockets • self-fabric belt loops • back darts
Colours	BL NT ST

HALF WAIST (CM)	
SIZE	30 32 34 36 38 40 42 44
CM	39.5 42 44.5 47 49.5 51.5 54.5 56.5
	2 5 7



ALT-1117
CASTPREMIUM 100% COTTON DENIM PANTS

Fabric 100% cotton, 12ozdenim • elasticatedbackwaist • fivebelt loops • two slanted front pockets • back pocket • contrast triple needle top stitching • bar tacks at stress points • YKK zipper

BU

HALF WAIST STRETCHED (CM) STANDARD FIT	
42	52.9
30	32 34 36 38 40 44 46 48 50 52
36.8	39.1 41.4 43.7 46 48.3 50.6 55.2 57.5 59.8 62.1 64.5



BAS-11214

MENSSUPERB STRETCH CHINO PANTS

Weight 225g/m2 **Fabric** 97% cotton, 3% spandex
• money pocket • slanted side pockets • back jet pockets

BL N ST

HALF WAIST (CM) STANDARD FIT

28	30	32	34	36	38	40	42	44	46
37	39.5	42	44.5	47	49.5	52	54.5	57	59.5



BAS-11211



LADIESSUPERB STRETCH CHINO PANTS

Weight 225g/m2 **Fabric** 97% cotton, 3% spandex
• slanted side pockets • back jet pockets

BL N ST

HALF WAIST (CM) STANDARD FIT

28	30	32	34	36	38	40	42	44	46
31.5	34	36.5	39	41.5	44	46.5	49	51.5	54



BO-UB-29-A

LADIESSASHA STRETCH PANTS

Weight 230g/m **Fabric** 65% cotton, 33% polyester, 2% spandex
• mock front pockets • elasticated waist • back pockets • tapered legs

BL N

HALF WAIST (CM) FASHION FIT

XS	S	M	L	XL	2XL	3XL	4XL	5XL
35	37.5	40	42.5	45.5	48.5	51.5	54.5	57.5



ALT-CHI
MENSCHINO PANTS

Weight 245g/m²

Fabric 65% polyester, 35% cotton, sanded twill

Description flat front • side pockets
• button down jet back pocket

Colours BL KH N ST

HALF WAIST (CM)		30	32	34	36	38	40	42	4
SIZE		30	32	34	36	38	40	42	4
CM		39.5	42	44.5	47	49.5	52	54.5	4
						2			5
									7



Bermuda **ZIP-OFF PANTS** that give you the versatility to **SWITCH BETWEEN PANTS AND SHORTS**.





ALT-ZIP
MENS CARGO ZIP-OFF PANTS

Weight 245g/m² **Fabric** 65% polyester, 35% cotton, sanded twill • cargo pockets • side entry pockets • back pockets with button down flap • buttons on all pockets are concealed • half leg bermuda zip off • inner drawstring

BL BN KH ST

HALF WAIST (CM) STANDARD FIT		30	32	34	36	38	40	42	44
		30	32	34	36	38	40	42	44
		39.5	42	44.5	47	49.5	52	54.5	57





ALT- M FJ
MENSFASHION DENIM JEANS

Weight 10oz **Fabric** 60% cotton,38% polyester, 2% spandex
 • classic five pocket stretch denim • rivets on front pocket for extra durability • contrast embroidered pocket detail

BL BU DB

HALF WAIST (CM) STANDARD FIT

28	30	32	34	36	38	40	42	44	46
36.5	39	41.5	44	46.5	49	51.5	54	56.5	59

ALT- L FJ
LADIESFASHION DENIM JEANS

Weight 10oz **Fabric** 60% cotton,38%polyester,2% spandex
 • classic five pocket stretch denim • rivets on front pocket for extra durability • contrast embroidered back pocket detail

BL BU DB

HALF WAIST (CM) STANDARD FIT

28	30	32	34	36	38	40	42	44	46
31.5	34	36.5	39	41.5	44	46.5	49	51.5	54



ALT-GCG
MENSCARGO PANTS

Weight 245g/m **Fabric** 65% polyester, 35% cotton, sanded twill
 • side cargo pockets • back pockets with button down flap
 • slanted side pockets • self-fabric belt loops • back darts

BL ST

HALF WAIST (CM) STANDARD FIT

30	32	34	36	38	40	42	44
39.5	42	44.5	47	49.5	52	54.5	57





BAS-7774

MENSIERRA JEANS

Weight 11oz Fabric 100% cotton • five pocket jean with rivets for extra durability • YKK zip • contrast stitching

N

HALF WAIST (CM) STANDARD FIT

28	30	32	34	36	38	40	42	44	46	48
36	38.5	41	43.5	46	48.5	51	53.5	56	58.5	61



ALT-AJU
UNISEXACTIVE JOGGERS

Weight 240g/m F2 fabric su periofilament fabric • elasticated waistband with drawcord • two side pockets • fashionable tapered trouser legs • rib finish

BL GY

HALF WAIST (CM) STANDARD FIT

Kids/mens size	12	10	14	S	M	L	XL	2XL	3XL	4XL	5XL	6XL
Ladies equivalent	X26	-	S	M	L	XL	2XL	3XL	4XL	5XL	6XL	
	3	29	35	35	38	41	44	47	50	53	56	





BRANDING OPTIONS:

The following branding options
are available on quotation

basis:

- Embroidery
- HTV vinyl
- Sublimation
- Laser Engraving

Contact us now for a quotation

heili@rifleprinting.co.za

james@rifleprinting.co.za

www.rifleprinting.co.za